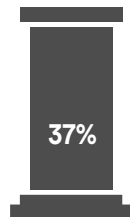
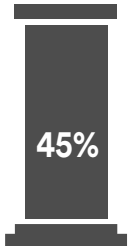




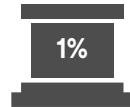
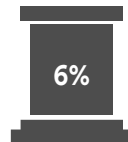
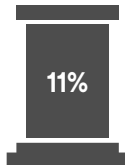
SOCIAL RETURN ON INVESTMENT 2009 - 2015



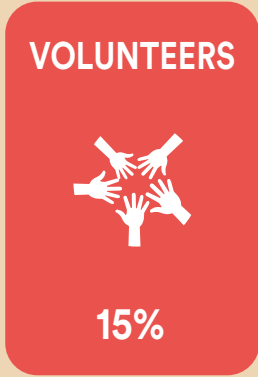

Manor House PACT
Prepare Adapt Connect Thrive



Woodberry works



★ Which projects created the social value?



★ Who benefitted from the social value?



*From analysis of 110 different outcomes, affecting 10,463 stakeholders over a period of 6 years. Where data collection was incompatible or lacking, MHDt has made assumptions based on desk research. We estimate there is an additional potential value of £0.15:1 which may exist, but could not be confirmed completely. This work has been produced with advice and mentoring from social impact experts CAN Invest and has been supported by arc: an initiative of Business In The Community.



Manor House **PACT** Prepare Adapt Connect Thrive

PACT Home Energy Visits has sent energy assessors to over **750** homes to talk to residents about how they can reduce energy use and costs with simple measures and home adjustments.

Although the project is only a small part of the PACT's £1m contract with Big Lottery, it alone generates a substantial return on investment with a total social value of over **£1.8m**.

Built2Work

All 26 participants on 'Built2Work', a construction training programme in 2011, said **they did not participate in the London Riots but would have if not for the course.**

Thus, the course reduced their risk of being arrested, tried, imprisoned, and causing further destruction to their community. This single outcome generated a social value of **£42,332**.



Over the last **6 years**
MHDT has helped **X 1,016** people into work
For a total value of **= £ 520,000**

For more information go to www.mhdt.org.uk or call us on 0208 802 7580.



facebook.com/mhdtcommunity



twitter.com/mhdtcommunity